

Investor Profile Questionnaire



EMPIRE FINANCIAL GROUP™

Investor Profile Questionnaire

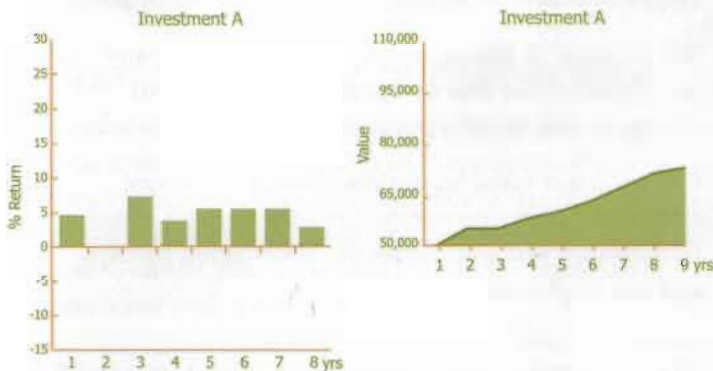
Name: Date:

Signature:

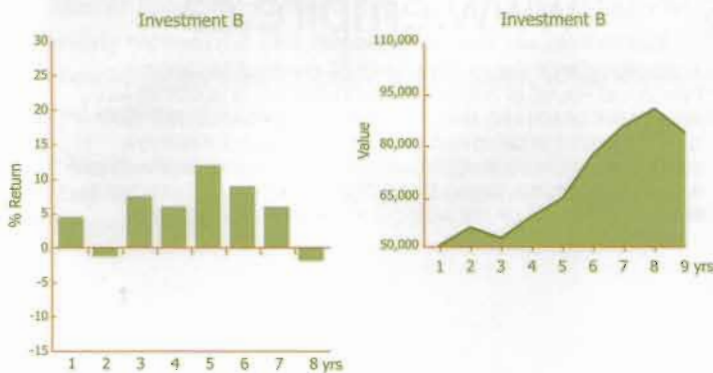
1. What is your main investment goal?
 - a. Capital preservation – to protect the value of my original investment
 - b. Capital growth – to increase the value of my original investment
 - c. Income to meet current needs
 - d. Income to meet future needs
2. Which statement best describes your objective in relation to the financial goal you identified in Question #1?
 - a. I must meet my financial goal within my specific timeframe.
 - b. I hope to meet my financial goal by my target date. However, I do have some flexibility to wait 1 to 2 years longer than my original target date to meet the specific dollar requirement.
 - c. My financial goal is something I am working toward but understand I may not achieve. If I have not met my specific target by the original target date, I will not be overly concerned. I will re-evaluate my position and either postpone the realization of that goal to some future time or eliminate it altogether.
3. Will you want to withdraw 20% or more of your original investment at any time?
 - a. Yes, within the next 3 years
 - b. Yes, within 3 to 5 years
 - c. Yes, within 5 to 10 years
 - d. Yes, but more than 10 years from now
 - e. Not likely
4. How would you describe your knowledge about investing?
 - a. Little or no knowledge, having been mainly a “saver” up until now
 - b. Some knowledge and familiarity with some investment terms and options
 - c. Good working knowledge of the markets and investment options
 - d. In-depth knowledge of investment options and strategies
5. What types of investments have you purchased over the recent past? (Select all that apply)
 - a. GICs, Canada or Provincial Savings Bonds
 - b. Segregated Funds
 - c. Mutual Funds
 - d. Bonds (other than Savings Bonds), Stocks
 - e. Exchange Traded Funds
 - f. Options
6. Keeping in mind that you are investing for the long term, the value of your investments will fluctuate with changes in the financial markets. If your investment portfolio decreases in value because of unfavourable market conditions, how many years are you willing to wait for your investment to recover its value?
 - a. I'd prefer not to experience any significant decrease in the value of my portfolio
 - b. I'm willing to wait up to 1 year
 - c. 1 to 3 years
 - d. 3 to 5 years

7. The bar charts below show annual rates of return earned by three hypothetical investments over an eight-year period. Each chart also shows the cumulative value of an initial lump sum deposit of \$50,000 made at the beginning of year one through to the end of year eight. Given the fluctuation of the returns for these three investments and their ending values, which would you choose?

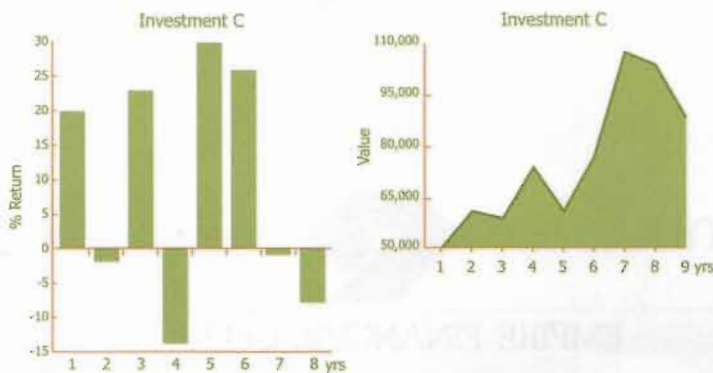
a. Investment A with a 5% average annual return and ending value of \$72,339



b. Investment B with a 7% average annual return and ending value of \$84,613



c. Investment C with an 8% average annual return and ending value of \$89,585



8. Which statement best describes your concerns about market fluctuations?

- a. I am uncomfortable with any significant fluctuation in my portfolio from year-to-year and I am content for my portfolio to keep pace with inflation.
- b. I am willing to invest a modest amount in stocks (less than 50%) to have my portfolio grow slightly faster than inflation. I understand that the value of my portfolio will fluctuate a small amount.
- c. I am willing to invest moderately in stocks (50%-65%) to have my portfolio grow faster than inflation. I understand that the value of my portfolio will fluctuate somewhat.
- d. I am comfortable investing heavily in stocks (more than 65%) to have my portfolio grow much faster than inflation. I understand that the value of my portfolio may fluctuate significantly.

Determining your score

To determine your total score, first fill in your score for each answer.

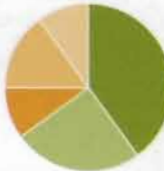
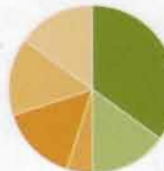
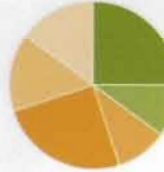
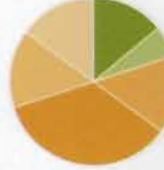

	Your score
Question 1: a.0 b.50 c.10 d.30	_____
Question 2: a.0 b.20 c.50	_____
Question 3: a.0 b.10 c.50 d.80 e.80	_____
Question 4: a.0 b.10 c.20 d.40	_____
Question 5: *a.0 b.10 c.10 d.10 e.10 f.10	_____
Question 6: a.0 b.10 c.20 d.40	_____
Question 7: a.0 b.20 c.40	_____
Question 8: a.0 b.10 c.20 d.50	_____

*Add multiple answers together

Your total score

Which Portfolio Fund is right for you?

Your total number of points will indicate which of our five Portfolio Funds will best meet your needs. Each of our Portfolio Funds invests in a strategic mix of carefully selected Empire Segregated Funds to maximize your return, while minimizing risk. This is achieved through strategic asset allocation, or spreading the risk over several asset classes and funds. All of our Portfolio Funds are automatically rebalanced monthly to ensure the Fund is meeting its objectives and your needs.

Points	Portfolio Fund	Underlying Fund Mix
21* to 80	<p>Conservative Portfolio Fund</p> <p>Target asset mix: 35% equities, 65% fixed income</p> <p>Objective: To provide stable long-term growth with an emphasis on capital preservation.</p> <p>Appropriate for: Investors with a medium to long-term investment horizon who are willing to accept some fluctuation in the value of their capital.</p>	 <ul style="list-style-type: none"> 40% Bond 25% Income 10% Elite Equity 15% American Value 10% International Equity
81 to 170	<p>Balanced Portfolio Fund</p> <p>Target asset mix: 50% equities, 50% fixed income</p> <p>Objective: To provide a balance between a high level of income and capital growth.</p> <p>Appropriate for: Investors who have a medium to long-term investment horizon and who are willing to accept a moderate degree of fluctuation in the value of their capital.</p>	 <ul style="list-style-type: none"> 35% Bond 15% Income 5% Small Cap Equity 15% Elite Equity 15% American Value 15% International Equity
171 to 290	<p>Moderate Growth Portfolio Fund</p> <p>Target asset mix: 65% equities, 35% fixed income</p> <p>Objective: To achieve long-term growth with an emphasis on capital appreciation, while still providing some income.</p> <p>Appropriate for: Investors who have a long-term investment horizon and who are willing to accept fluctuation in the value of their capital.</p>	 <ul style="list-style-type: none"> 25% Bond 10% Income 10% Small Cap Equity 25% Elite Equity 15% American Value 15% International Equity
291 to 350	<p>Growth Portfolio Fund</p> <p>Target asset mix: 80% equities, 20% fixed income</p> <p>Objective: To achieve long-term growth through capital appreciation, with some consideration given to generating income.</p> <p>Appropriate for: Investors who have a long-term investment horizon who are willing to accept a high degree of fluctuation in the value of their capital.</p>	 <ul style="list-style-type: none"> 14% Bond 6% Income 15% Small Cap Equity 35% Elite Equity 15% American Value 15% International Equity
351 to 400	<p>Aggressive Growth Portfolio Fund</p> <p>Target asset mix: 100% equities</p> <p>Objective: To provide long-term growth and capital appreciation.</p> <p>Appropriate for: Investors with a long-term investment horizon who are willing to accept significant fluctuation in the value of their capital.</p>	 <ul style="list-style-type: none"> 15% Small Cap Equity 55% Elite Equity 15% American Value 15% International Equity

*If you scored 20 or less, our Money Market Fund or Guaranteed Interest Options (GIOs) may be more appropriate than our Portfolio Funds. Ask your advisor for details.

Investor Profile Questionnaire

The goal of this questionnaire is to help you determine your investor profile and recommend which Empire Portfolio Fund* will best meet your needs. An investor profile tells you what kind of investor you are, based on your investment goals, time horizon, knowledge, and attitude towards risk.

Completing the questionnaire

Answer the following questions, then total your score. Your score will tell you which of Empire's five Portfolio Funds is best suited for you. You should review your profile and investment plan with your advisor every year to ensure your long-term investment approach is consistent with your needs.

About this questionnaire

This questionnaire was created with the assistance of Mercer Investment Consulting, Inc. (Mercer). Mercer is widely recognized and respected within the investment community for asset allocation model design, construction, and implementation.

** Portfolio Funds offered by The Empire Life Insurance Company (Empire) are segregated funds that invest in underlying Empire Segregated Funds.*



Sound investing made simple
It's in our nature



Focused Solutions. Superior Service.

The mission of The Empire Life Insurance Company is to provide solutions for the changing financial security and wealth management needs of Canadians. We offer a range of individual and group insurance and investment products, retirement and corporate services and employee benefit programs.

We are rated "A (Excellent)" by A.M. Best Company¹ and *National Post Business* magazine has ranked us among the top 10 life insurance companies in Canada.²

Our success is based on our commitment to service excellence, quality investments and the strength of our relationships with our clients, our distribution partners, and our employees.

¹As at April 1, 2005

²June 2005, based on revenue

www.empire.ca

A DESCRIPTION OF THE KEY FEATURES OF EMPIRE'S SEGREGATED FUNDS ARE FOUND IN THE INFORMATION FOLDER. SUBJECT TO ANY APPLICABLE DEATH AND MATURITY BENEFIT GUARANTEE, ANY PART OF THE DEPOSIT(S) OR OTHER AMOUNT THAT IS ALLOCATED TO A SEGREGATED FUND IS INVESTED AT THE RISK OF THE OWNER AND MAY INCREASE OR DECREASE IN VALUE ACCORDING TO FLUCTUATIONS IN THE MARKET VALUE OF THE ASSETS OF THE SEGREGATED FUND.



EMPIRE FINANCIAL GROUP™

™Trademark and marketing identity of The Empire Life Insurance Company.
Policies are issued by The Empire Life Insurance Company.